



Yellowstone County Schools Weekly Report 04.12.2022

Week reviewed 04.03.2022-04.09.2022

The Unified Health Command Medical Technical team, with representatives from Billings Clinic, St. Vincent Healthcare and RiverStone Health, **during the school year** makes weekly recommendations to education leaders about in-person instruction based on four major indicators. If three of the four indicators are red, a consideration of additional mitigation measures at the individual district, and/or school level, is recommended. Duration of recommendation depends on local factors.

Current Recommendation: **Green**

Yellowstone County area schools are back in session. Information on the current situation continue to be reported weekly.

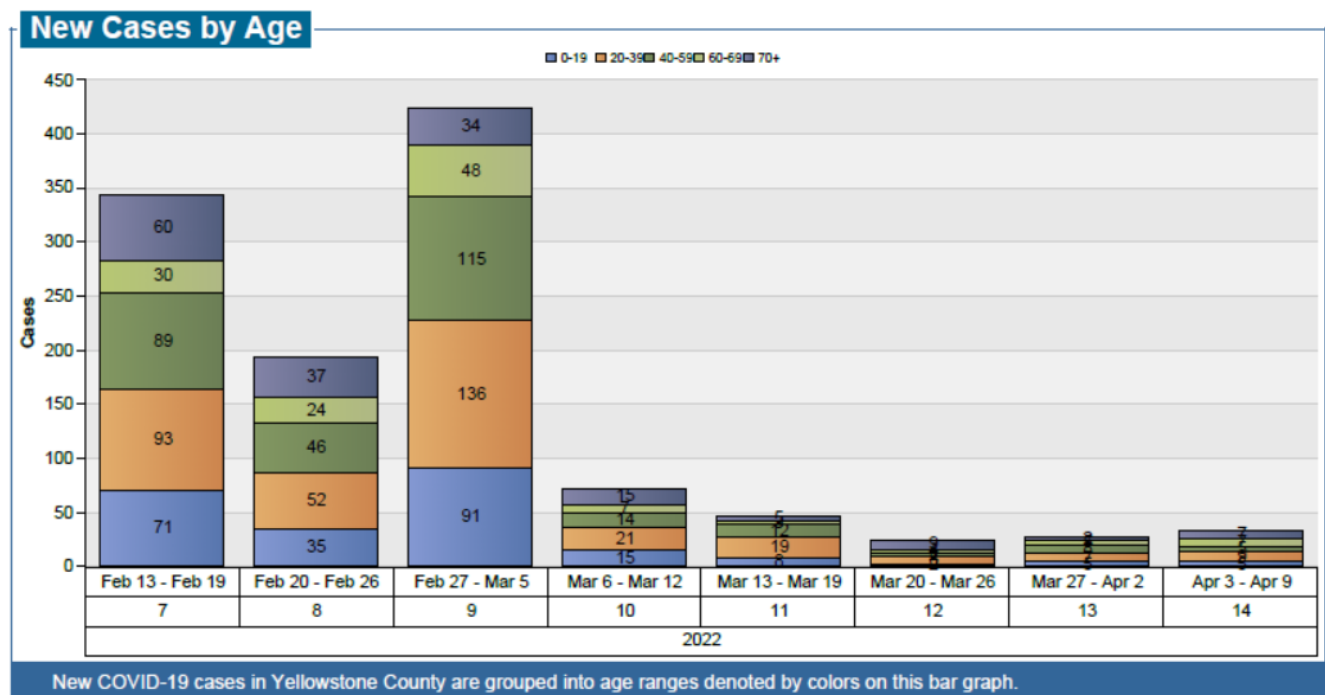
Indicators:

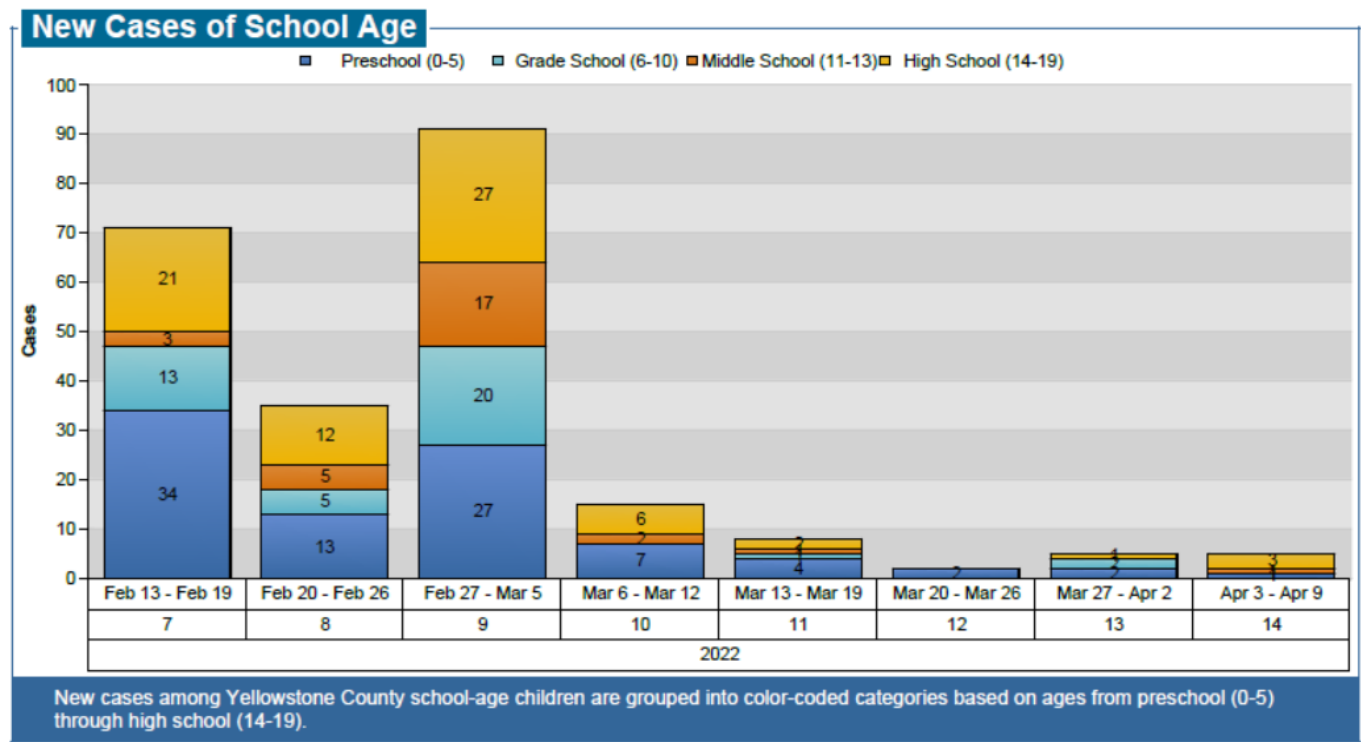
1. Capacity of Healthcare and Public Health: **Green** (Trending: Improvement)

Situation: Both healthcare systems have experienced a decrease in the volume of patients requiring hospitalizations from COVID-19. Hospitalizations still include both Yellowstone County residents and individuals from the surrounding region. Public Health has redeployed current public health staff and hired temporary personnel to help with timely case investigation and contact tracing.

2. Weekly Case Mix: Increase in new cases in children under 19: **Green** (Trending: Stable)

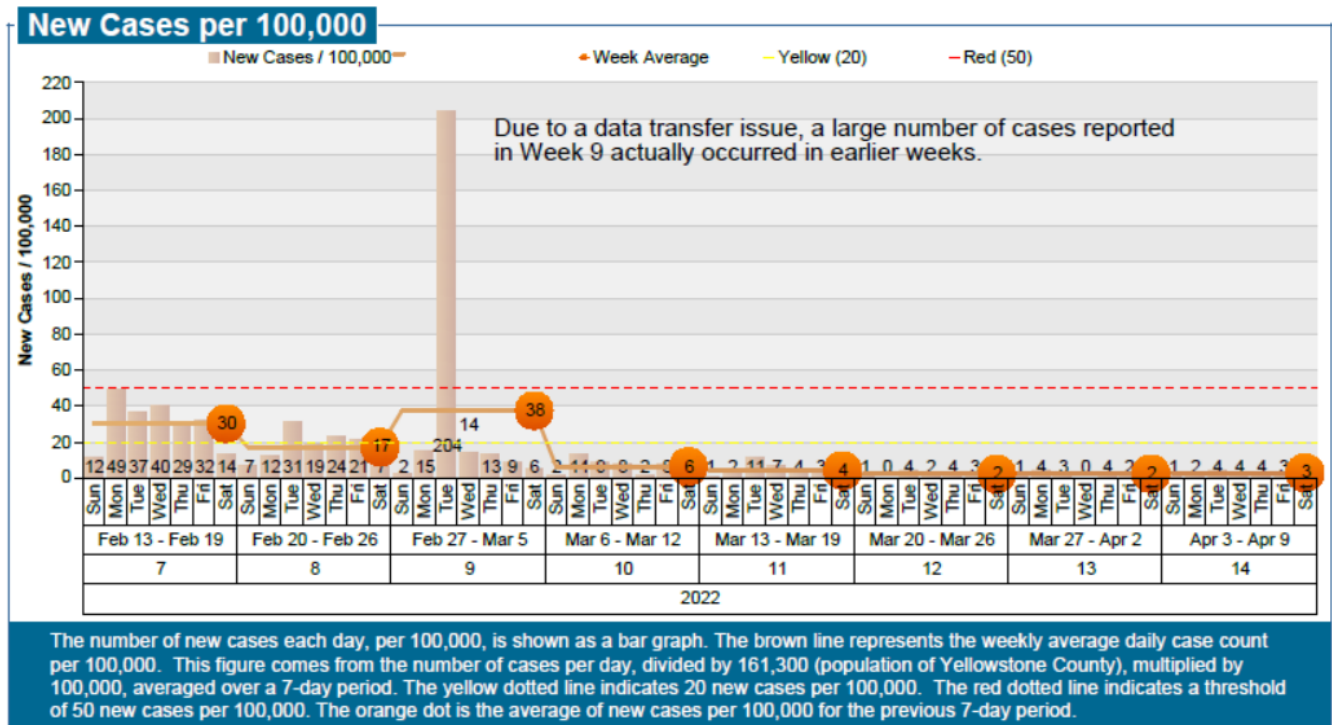
Situation: This past week (04.03.2022-04.09.2022) showed a slight increase in the proportion of new cases involving children under age of 19 and no change in the *number* of new cases involving children compared to the previous week (03.27.2022-04.02.2022). **** Due to a data transfer issue, a large number of cases reported in Week 9 actually occurred in earlier weeks.****





3. Weekly Average Daily Case Count per 100,000: **Green** (Trending: Worse)
Green <25; Yellow 25-49; Red >50 **Currently: 3**

Situation: This indicator was red due to eighteen weeks in a row of being over the threshold of 25 cases per 100,000 and changed to red in week 33 of 2020 and again (08.15.2021-08.21.2021 and 01.09.2022-01.15.2022). This past week (04.03.2022-04.09.2022) had a slight increase from the previous week (03.27.2022-04.02.2022). This indicator remains green this week. The Unified Health Command Medical Technical team updated case thresholds for 2022. The new thresholds are 20-49 new cases per 100,000 is in the yellow, or warning category and 50 or more new cases per 100,000 reflects a rate that is in the red category. **** Due to a data transfer issue, a large number of cases reported in Week 9 actually occurred in earlier weeks.****



4. Weekly Yellowstone County test positivity rate: **Green** (Trending: Stable)

Green <5; **Yellow** 5-10; **Red** >10 **Currently: 1.43%**

Situation: There was no change in the positivity rate over this past week (04.03.2022-04.09.2022) compared to the previous week (03.27.2022-04.02.2022). The positivity rate has been above the threshold for red ten weeks in a row until week (12.06.2020-12.12.2020) the week of (12.27.2020-01.02.2021) and again the week of (08.22.2021-08.28.2021) and (12.26.2021-01.01.2022). **** Due to a data transfer issue, a large number of cases reported in Week 9 actually occurred in earlier weeks.****

