



Yellowstone County Schools Weekly Report 10.26.2021

Week reviewed 10.17.2021-10.23.2021

The Unified Health Command Medical Technical team, with representatives from Billings Clinic, St. Vincent Healthcare and RiverStone Health, **during the school year** makes weekly recommendations to education leaders about in-person instruction based on four major indicators. If three of the four indicators are red, a consideration of additional mitigation measures at the individual district level is recommended. Duration of recommendation depends on local factors.

Current Recommendation: **Red**

Yellowstone County area schools are back in session. Information on the current situation continue to be reported weekly.

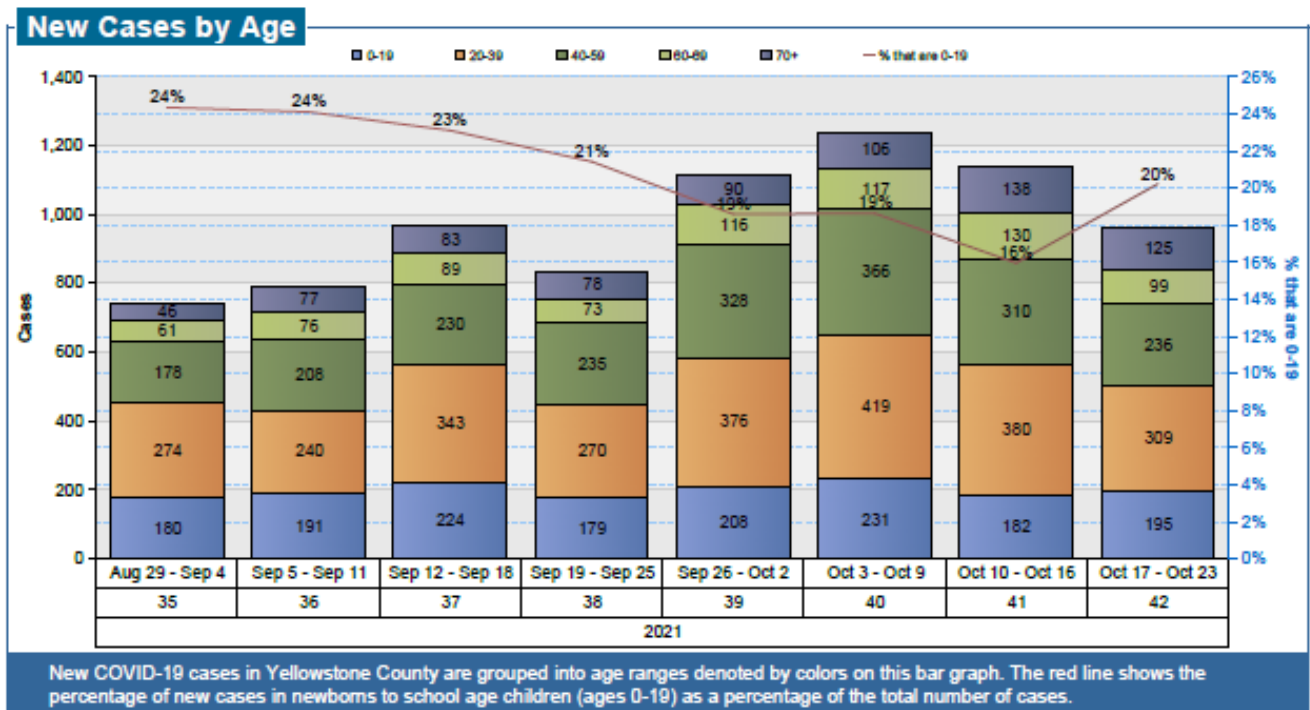
Indicators:

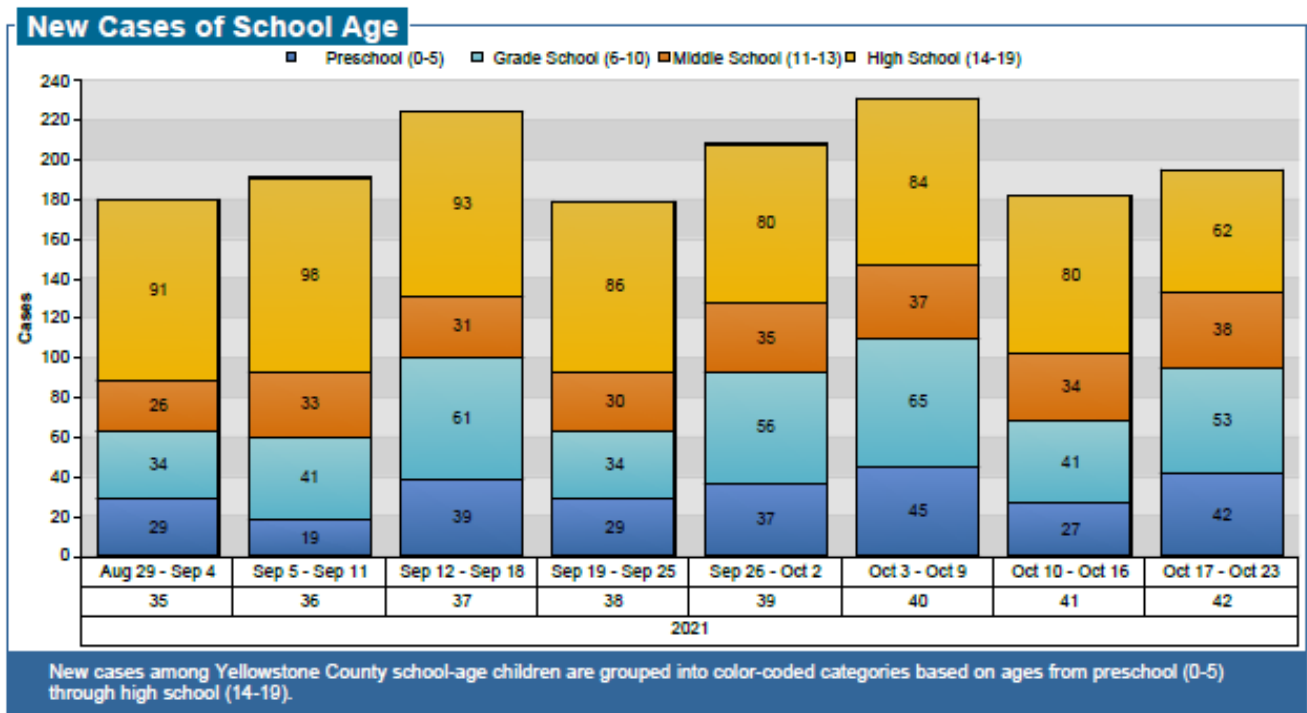
1. Capacity of Healthcare and Public Health: **Red (Trending: Worse)**

Situation: Both healthcare systems are experiencing a higher volume in patients requiring hospitalizations from COVID-19. Hospitalizations still include both Yellowstone County residents and individuals from the surrounding region. Due to rapidly increasing hospital inpatient census for both COVID-19 and other patients, local hospitals are utilizing surge capacity and procedures to accommodate critically high census, including diversion of certain patients at times, to manage the caseload. Public Health is redeploying current public health staff and hiring temporary personnel for timely case investigation and contact tracing due to the surge in cases.

2. Weekly Case Mix: Increase in new cases in children under 19: **Red (Trending: Worse)**

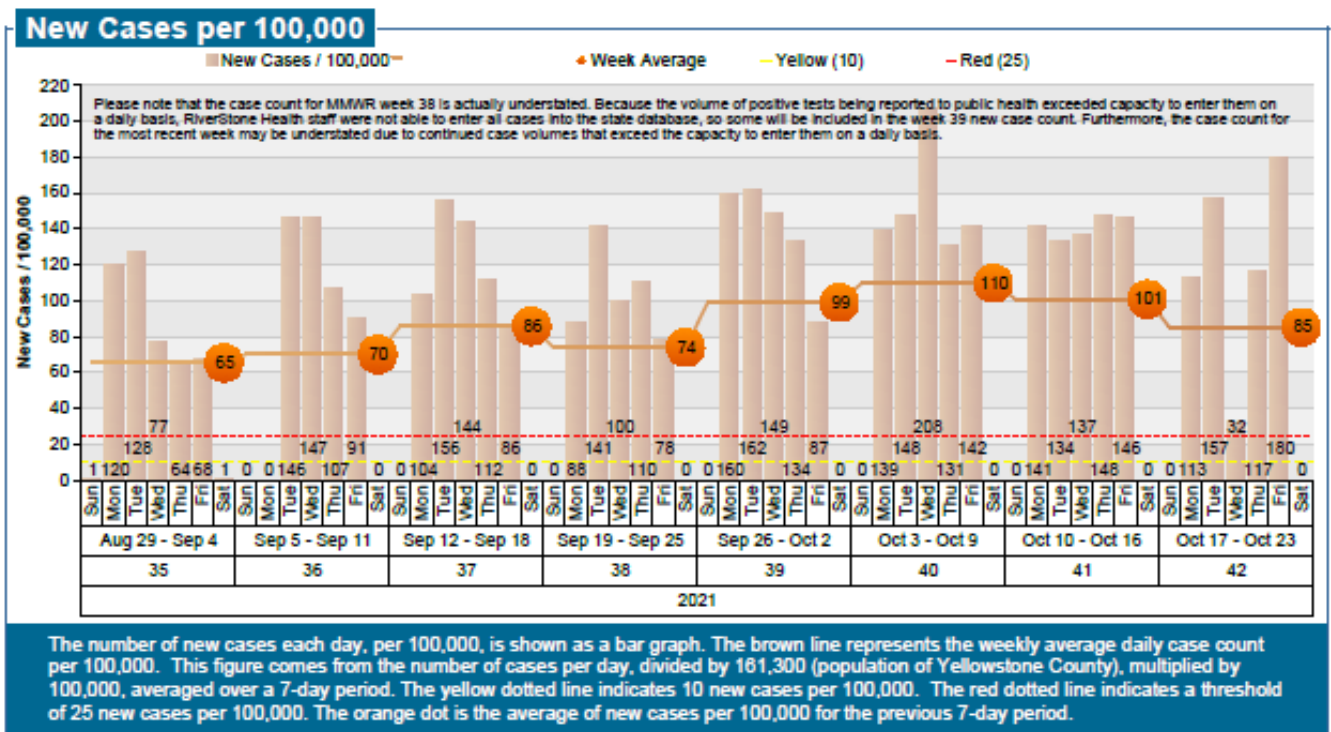
Situation: This past week (10.17.2021-10.23.2021) showed an increase in the proportion of new cases involving children under age of 19 and an increase in the *number* of new cases involving children compared to the previous week (10.10.2021-10.16.2021).





3. Weekly Average Daily Case Count per 100,000: **Red (Trending: Improvement)**
Green <10; Yellow 10-25; Red >25 Currently: 85

Situation: This indicator was red due to eighteen weeks in a row of being over the threshold of 25 cases per 100,000 and changed to red in week 33 of 2020 and again (08.15.2021-08.21.2021). This past week (10.17.2021-10.23.2021) had a decrease from the previous week (10.10.2021-10.16.2021). This indicator remains red this week. At the end of MMWR Week 16 and going forward, new COVID-19 positive cases reported to RiverStone Health on Saturdays and Sundays will be included in Monday's case count. **Please note that the case count for MMWR week 38, 41, 42 is actually understated. Because the volume of positive tests being reported to public health exceeded capacity to enter them on a daily basis, RiverStone Health staff were not able to enter all cases into the state database, so some will be included in the week 43 new case count.**



4. Weekly Yellowstone County test positivity rate: **Red (Trending: Improvement)**
Green <5; Yellow 5-10; Red >10 Currently: 16.97%

Situation: There was an increase in the positivity rate over this past week (10.17.2021-10.23.2021) compared to the previous week (10.10.2021-10.16.2021). The positivity rate has been above the threshold for red ten weeks in a row until week (12.06.2020-12.12.2020) the week of (12.27.2020-01.02.2021) and again the week of (08.22.2021-08.28.2021). This indicator remains red this week.

