



Yellowstone County Schools Weekly Report 07.13.2021

Week reviewed 07.04.2021-07.10.2021

The Unified Health Command Medical Technical team, with representatives from Billings Clinic, St. Vincent Healthcare and RiverStone Health, **during the school year** makes weekly recommendations to education leaders about in-person instruction based on four major indicators. If three of the four indicators are red, a strong recommendation will be made to consider switching to distance-learning only. Duration of recommendation depends on local factors.

Current Recommendation: **Green**

Yellowstone County area schools are out for summer break, however information on the current situation will continue to be reported.

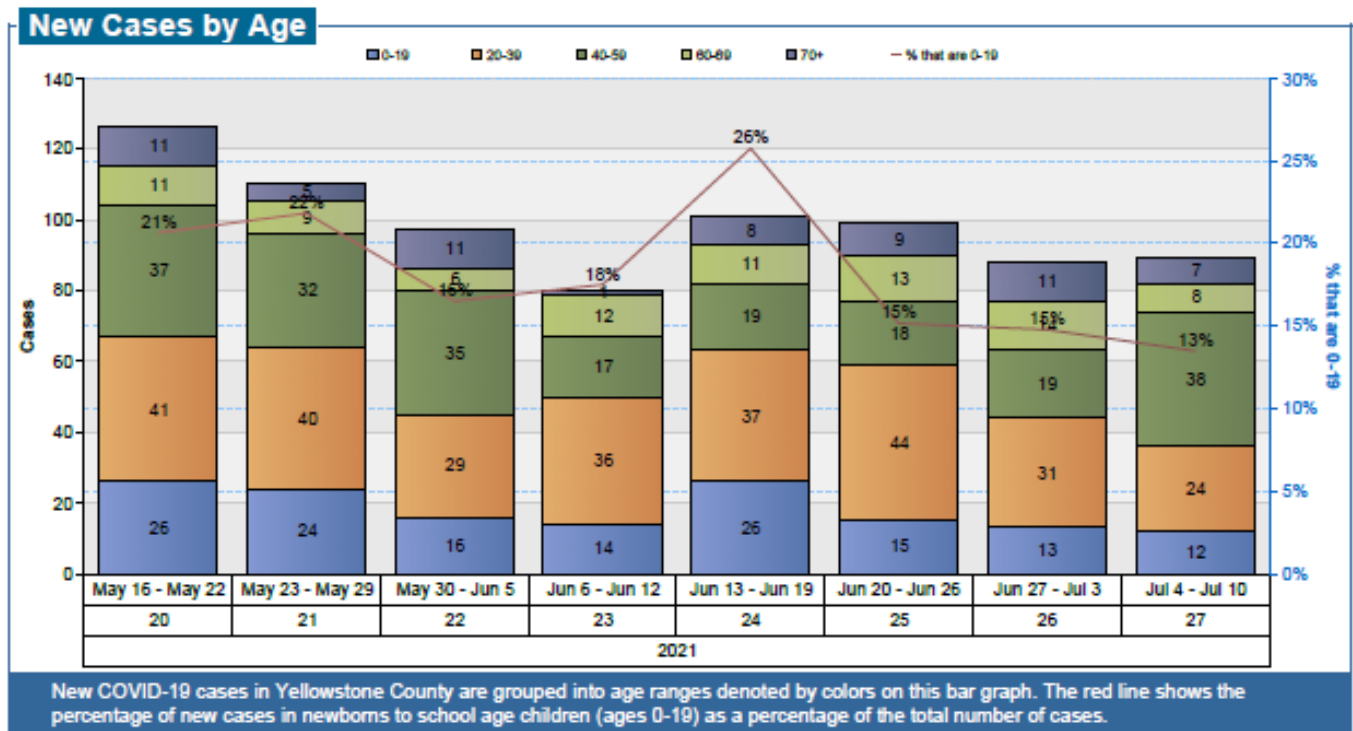
Indicators:

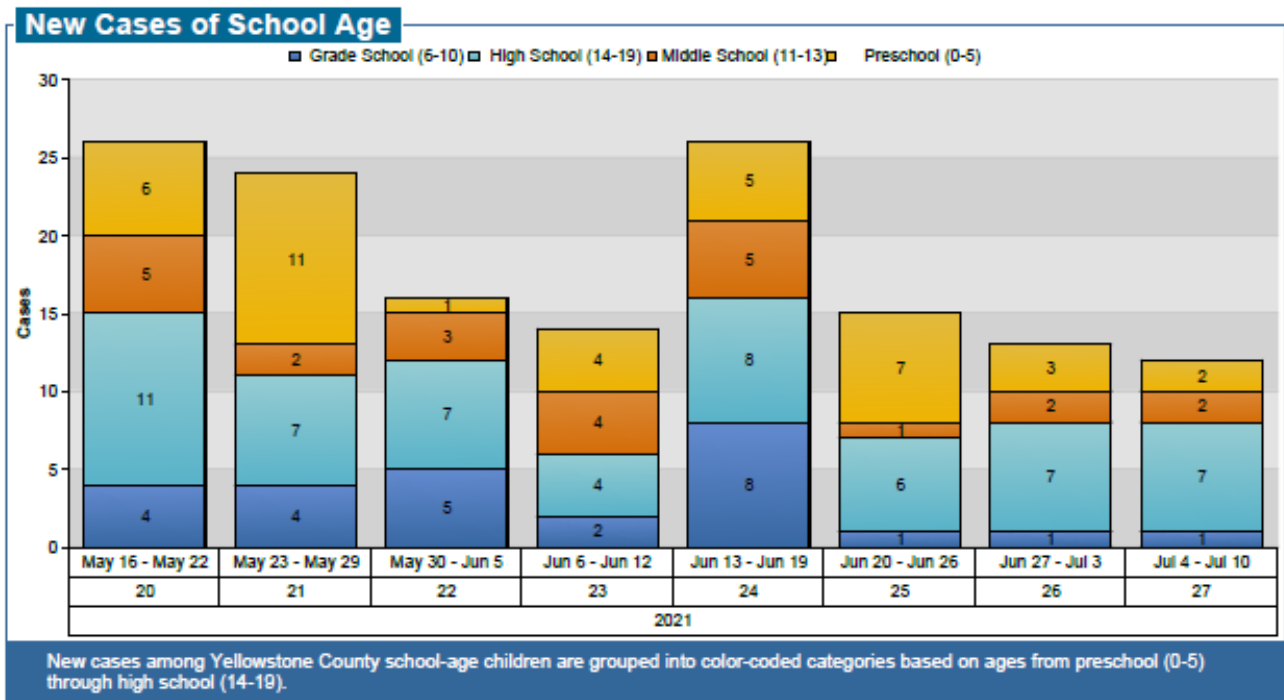
1. Capacity of Healthcare and Public Health: **Green**

Situation: Both healthcare systems are experiencing a rise in patients requiring hospitalizations from COVID-19. Hospitalizations still include both Yellowstone County residents and individuals from the surrounding region. There is surge capacity for inpatients, ICU patients, and ventilated patients. Public Health continues to have personnel for timely case investigation and contact tracing.

2. Weekly Case Mix: Increase in new cases in children under 19: **Green (Trending: Better)**

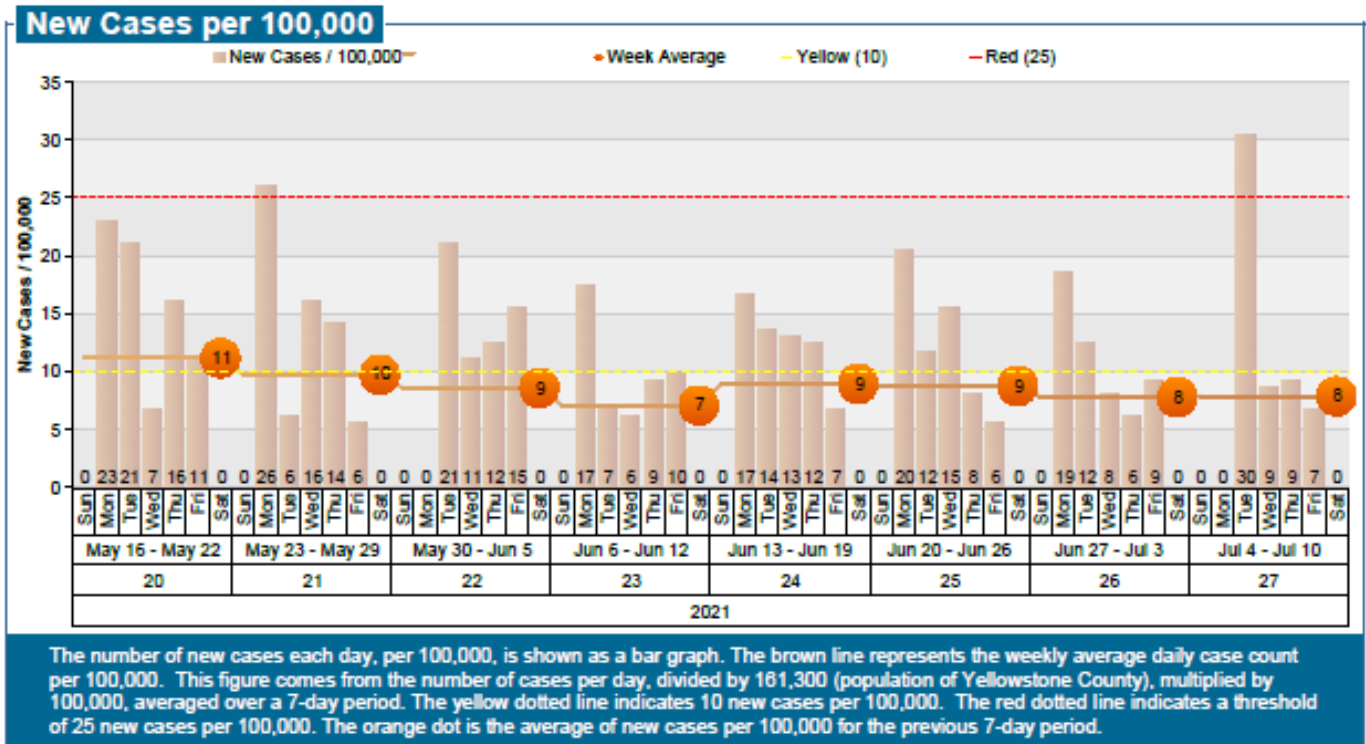
Situation: This past week (07.04.2021-07.10.2021) showed a decrease in the proportion of new cases involving children under age of 19 and a decrease in the *number* of new cases involving children compared to the previous week (06.27.2021-07.03.2021).





3. Weekly Average Daily Case Count per 100,000: **Green**
Green <10; Yellow 10-25; Red >25 Currently: 8

Situation: This indicator was red due to eighteen weeks in a row of being over the threshold of 25 cases per 100,000. This past week (07.04.2021-07.10.2021) had no change from the previous week (06.27.2021-07.03.2021). This indicator remains green this week. At the end of MMWR Week 16 and going forward, new COVID-19 positive cases reported to RiverStone Health on Saturdays and Sundays will be included in Monday’s case count.



4. Weekly Yellowstone County test positivity rate: **Green (Trending: Better)**
Green <5; Yellow 5-10; Red >10 **Currently: 4.24%**

Situation: There was a decrease in the positivity rate over this past week (07.04.2021-07.10.2021) compared to the previous week (06.27.2021-07.03.2021). The positivity rate has been above the threshold for red ten weeks in a row until week (12.06.2020-12.12.2020) and the again the week of (12.27.2020-01.02.2021). This indicator will remain green this week.

