



## Yellowstone County Schools Weekly Report 06.08.2021

Week reviewed 05.30.2021-06.05.2021

The Unified Health Command Medical Technical team, with representatives from Billings Clinic, St. Vincent Healthcare and RiverStone Health, during the school year makes weekly recommendations to education leaders about in-person instruction based on four major indicators. If three of the four indicators are red, a strong recommendation will be made to consider switching to distance-learning only. Duration of recommendation depends on local factors.

### Current Recommendation: **Green**

Yellowstone County area schools are out for summer break, however information on the current situation will continue to be reported.

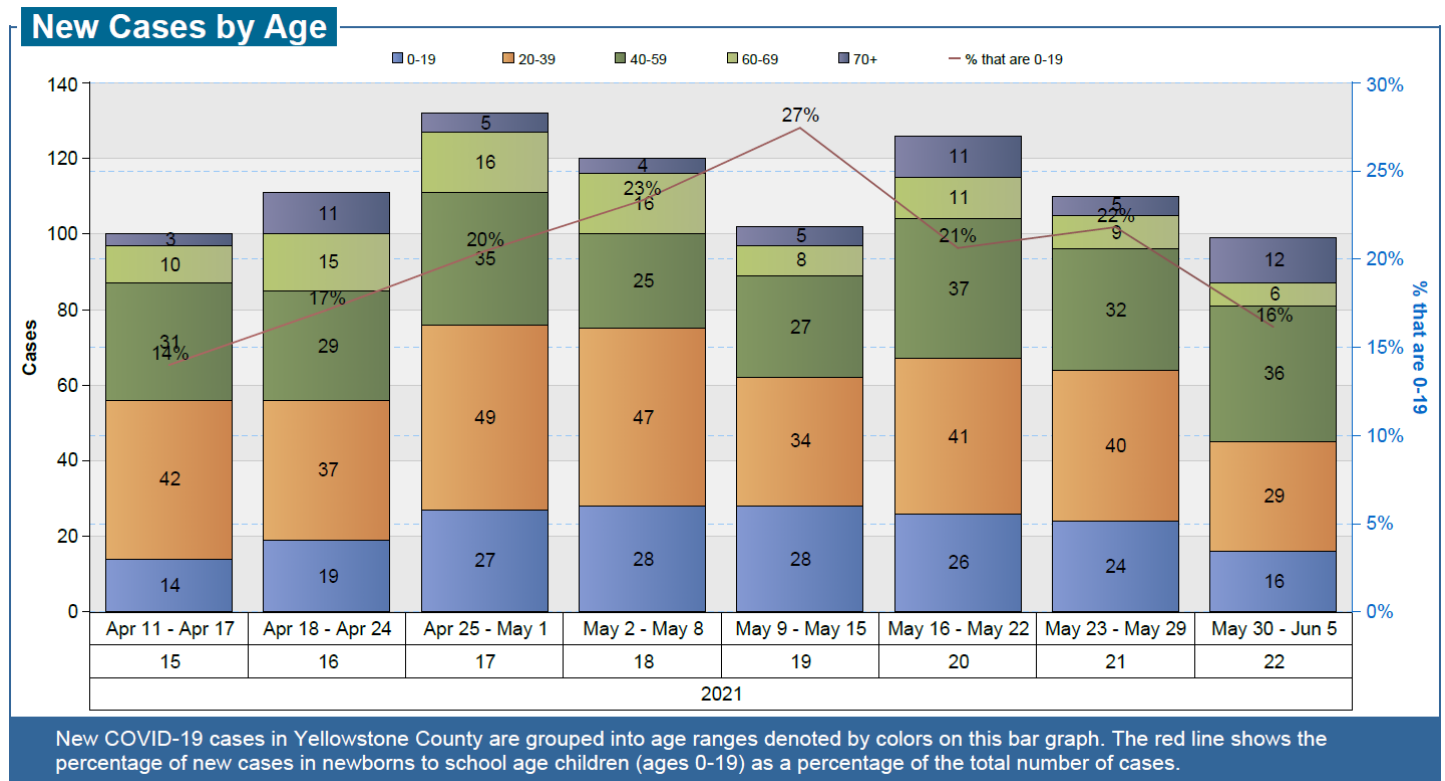
#### Indicators:

1. Capacity of Healthcare and Public Health: **Green**

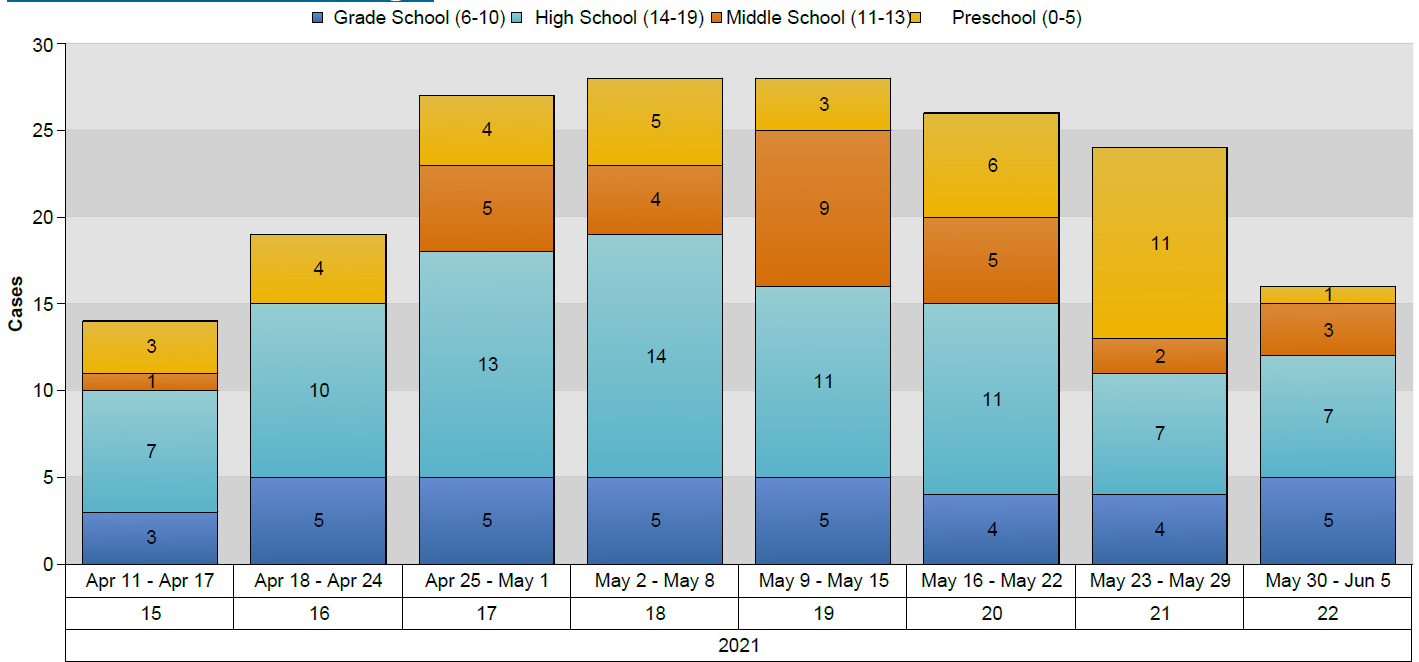
**Situation:** Both healthcare systems have experienced a rise in patients requiring hospitalizations from COVID-19 in recent weeks. Hospitalizations still include both Yellowstone County residents and individuals from the surrounding region. There is surge capacity for inpatients, ICU patients, and ventilated patients. Public Health continues to have personnel for timely case investigation and contact tracing.

2. Weekly Case Mix: Increase in new cases in children under 19: **Yellow (Trending: Better)**

**Situation:** This past week (05.30.2021-06.05.2021) showed a decrease in the *proportion* of new cases involving children under age of 19, and a decrease in the *number* of new cases involving children under age of 19 compared to the previous week.



## New Cases of School Age



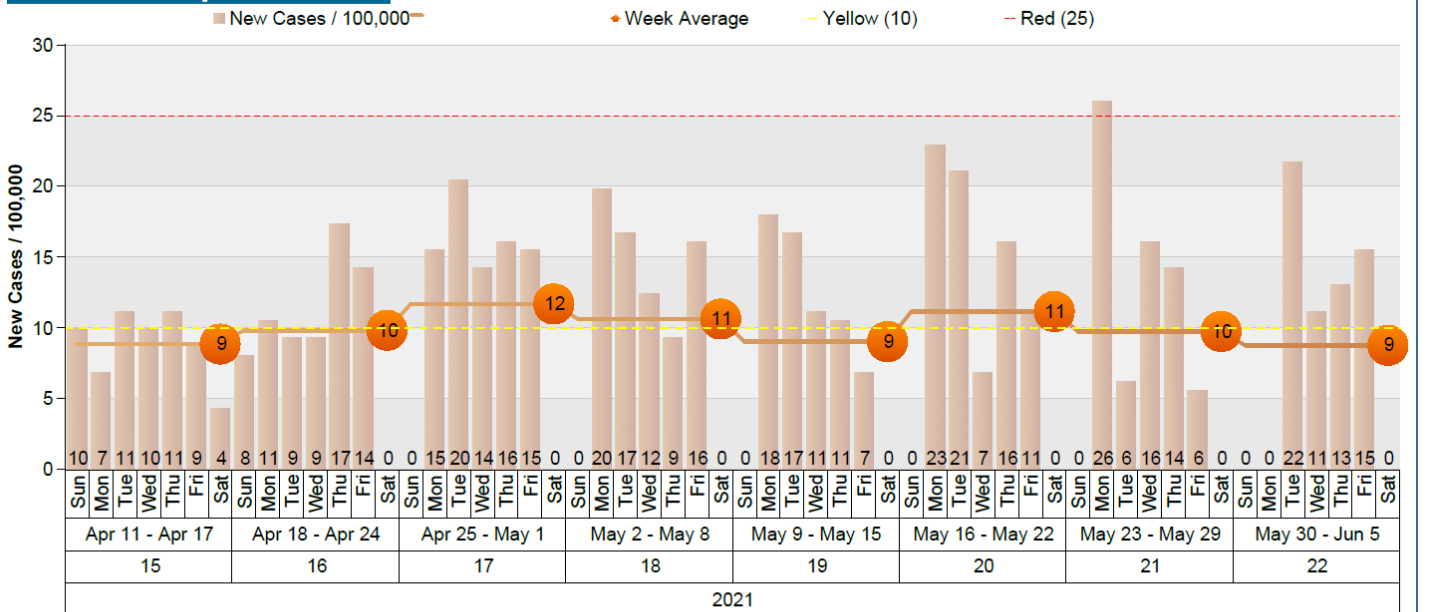
New cases among Yellowstone County school-age children are grouped into color-coded categories based on ages from preschool (0-5) through high school (14-19).

### 3. Weekly Average Daily Case Count per 100,000: **Yellow** (Trending: Better)

**Green <10; Yellow 10-25; Red >25** **Currently: 9**

**Situation:** This past week (05.30.2021-06.05.2021) had a slight decrease from the previous week (05.23.2021-05.29.2021). This indicator stays yellow this week because it did not remain below a weekly average of 10 daily new cases per 100,000 for two weeks in a row. At the end of MMWR Week 16 and going forward, new COVID-19 positive cases reported to RiverStone Health on Saturdays and Sundays will be included in Monday's case count.

## New Cases per 100,000



The number of new cases each day, per 100,000, is shown as a bar graph. The brown line represents the weekly average daily case count per 100,000. This figure comes from the number of cases per day, divided by 161,300 (population of Yellowstone County), multiplied by 100,000. The yellow dotted line indicates a threshold of 10 new cases per 100,000. The red dotted line indicates a threshold of 25 new cases per 100,000. The orange dot is the average of new cases per 100,000 for the previous 7-day period.

4. Weekly Yellowstone County test positivity rate: **Green (Trending: Better)**  
**Green <5; Yellow 5-10; Red >10** **Currently: 4.24%**

**Situation:** There was a decrease in the positivity rate over this past week (05.30.2021-06.05.2021) compared to the previous week (05.23.2021-05.29.2021). The positivity rate has been above the threshold for red ten weeks in a row until week (12.06.2020-12.12.2020) and the again the week of (12.27.2020-01.02.2021). This indicator will remain green this week.

