



Yellowstone County Schools Weekly Report 04.013.2021

Week reviewed 04.04.2021-04.10.2021

The Unified Health Command Medical Technical team, with representatives from Billings Clinic, St. Vincent Healthcare and RiverStone Health, makes weekly recommendations to education leaders about in-person instruction based on four major indicators. If three of the four indicators are red, a strong recommendation will be made to consider switching to distance-learning only. Duration of recommendation depends on local factors.

Current Recommendation: **Green**

Modified in-school attendance (as currently in place) is acceptable.

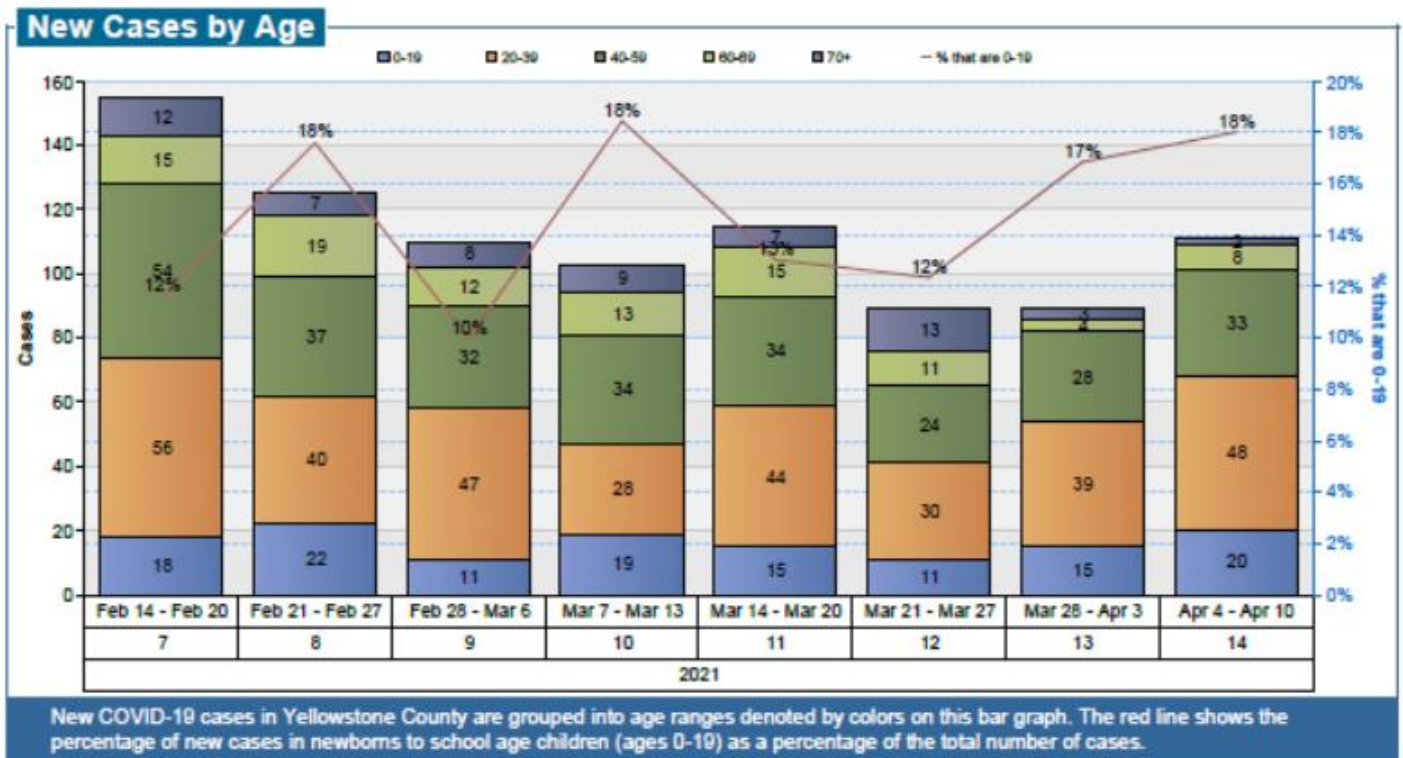
Indicators:

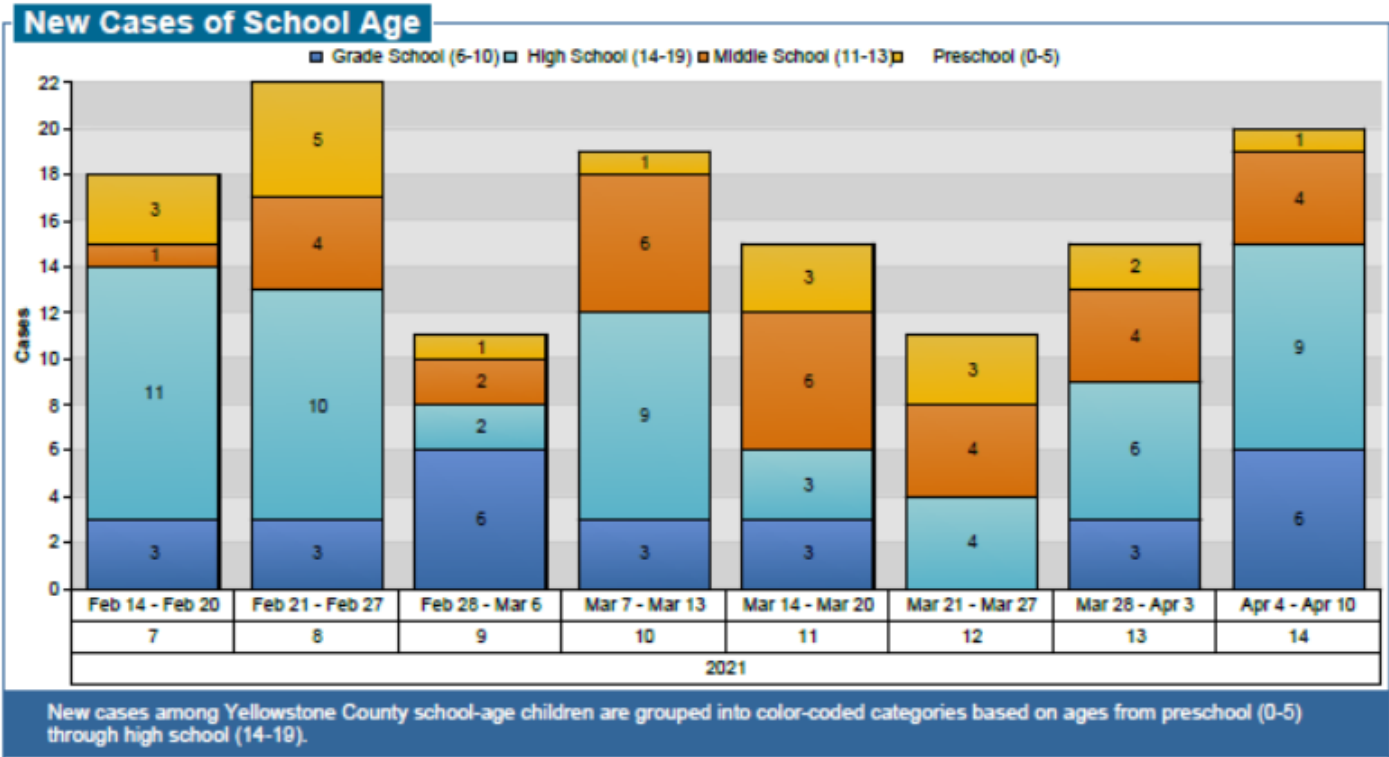
1. Capacity of Healthcare and Public Health: **Green**

Situation: Both healthcare systems have experienced a reduction in patients requiring hospitalizations from COVID-19. Hospitalizations still include both Yellowstone County residents and individuals from the surrounding region. There is surge capacity for inpatients, ICU patients, and ventilated patients. Public Health continues to expand services and personnel for timely case investigation and contact tracing and is seeing improvements with the new electronic systems that have been implemented.

2. Weekly Case Mix and Clusters: Increase in new cases in children under 19 & clusters in schools: **Yellow**
(Trending: Worse)

Situation: This past week (04.04.2021-04.10.2021) showed an increase of new cases involving children under age of 19 and an increase with the case mix compared to the previous week.

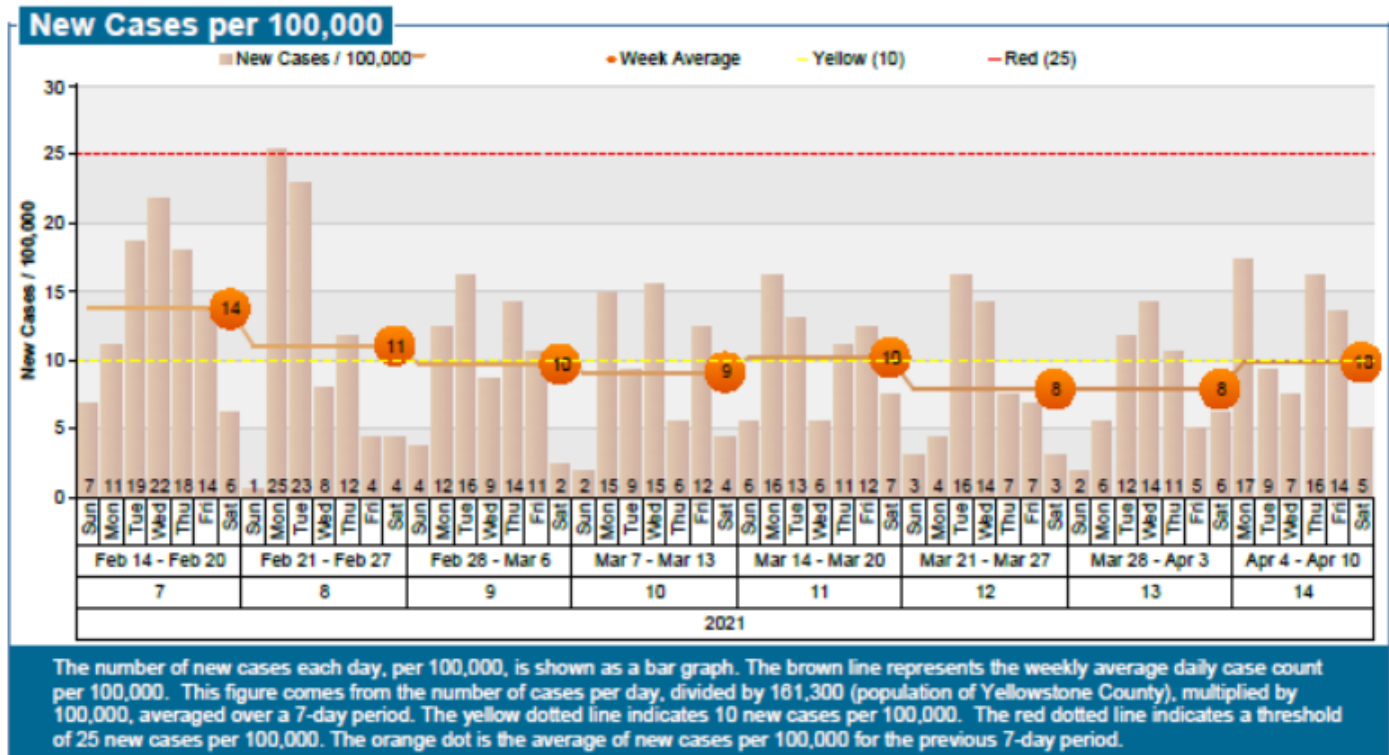




3. Weekly Average Daily Case Count per 100,000: **Green** (Trending Worse)

Green <10; **Yellow** 10-25; **Red** >25 **Currently: 10**

Situation: This indicator was red due to eighteen weeks in a row of being over the threshold of 25 cases per 100,000. This past week (04.04.2021-04.10.2021) had a slight increase from the previous week (03.28.2021-04.03.2021). This indicator remains green this week.



4. Weekly Yellowstone County test positivity rate: **Green** (Trending: improvement)
 Green <5; Yellow 5-10; Red >10 **Currently: 3.75%**

Situation: There was a slight decrease in the positivity rate over this past week (04.04.2021-04.03.2021) compared to the previous week (03.28.2021-04.03.2021). The positivity rate has been above the threshold for red ten weeks in a row until week (12.06.2020-12.12.2020) and the again the week of (12.27.2020-01.02.2021). This indicator will remain green this week.

