



Yellowstone County Schools Weekly Report 12.15.2020

Week reviewed 12.06.2020-12.12.2020

The Unified Health Command Medical Technical team, with representatives from Billings Clinic, St. Vincent Healthcare and RiverStone Health, makes weekly recommendations to education leaders about in-person instruction based on four major indicators. If three of the four indicators are red, a strong recommendation will be made to consider switching to distance-learning only. Duration of recommendation depends on local factors.

Current Recommendation: **Yellow**

Modified in-school attendance (as currently in place) is acceptable.

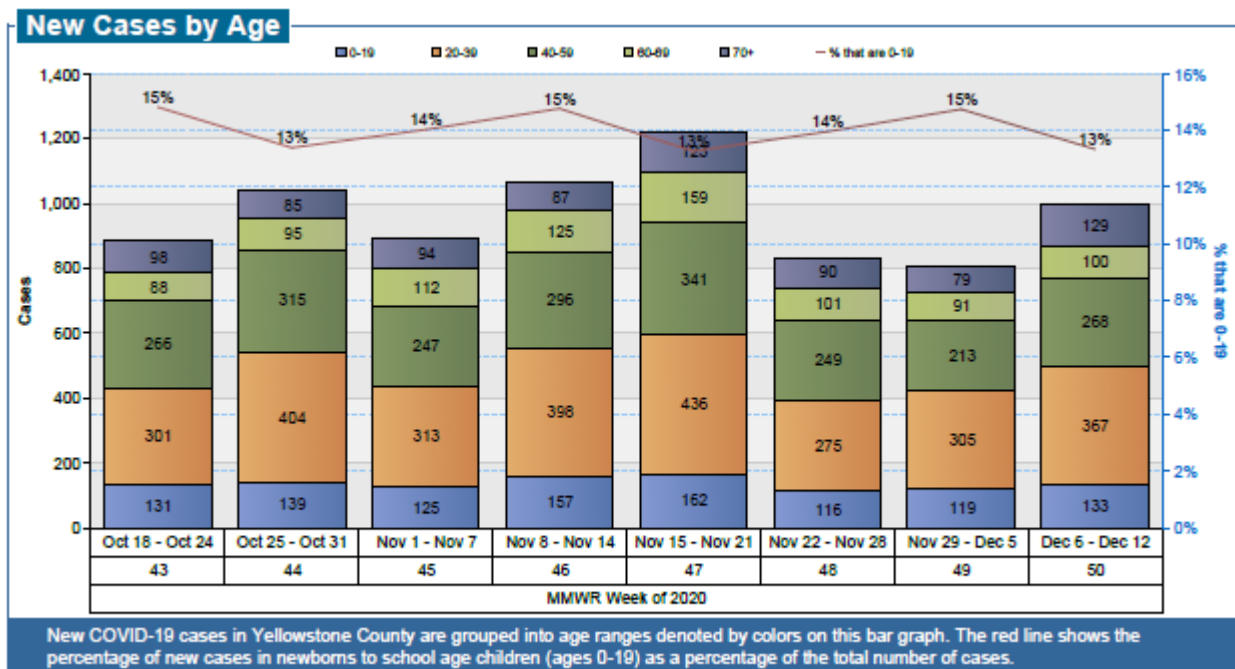
Indicators:

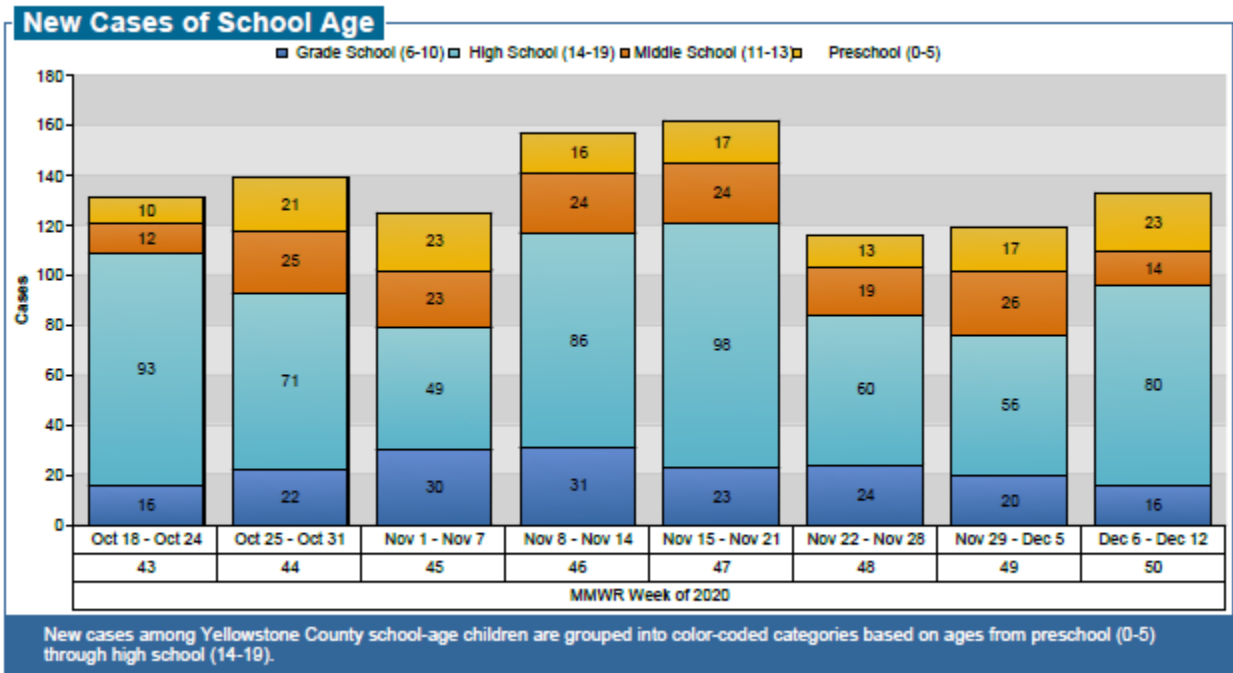
1. Capacity of Healthcare and Public Health: **Yellow (Trending: Improvement)**

Situation: Both healthcare systems are experiencing high volumes of patients requiring hospitalizations. Hospitalizations include both Yellowstone County residents and individuals from the surrounding region. There is surge capacity for inpatients, ICU patients, and ventilated patients. Public Health continues to expand services and personnel, but capacity for timely case investigation and contact tracing is extremely challenged with current case rates. RiverStone Health began implementing a new online system for case investigation and contact tracing which should help with improving the timeliness of contacting new cases and monitoring cases.

2. Weekly Case Mix and Clusters: Increase in new cases in children under 19 & clusters in schools: **Yellow**

Situation: This past week (12.06.2020-12.12.2020) showed a slight increase of new cases involving children under age of 19 and a slight decrease of the case mix. There continues to be some clusters of school cases.

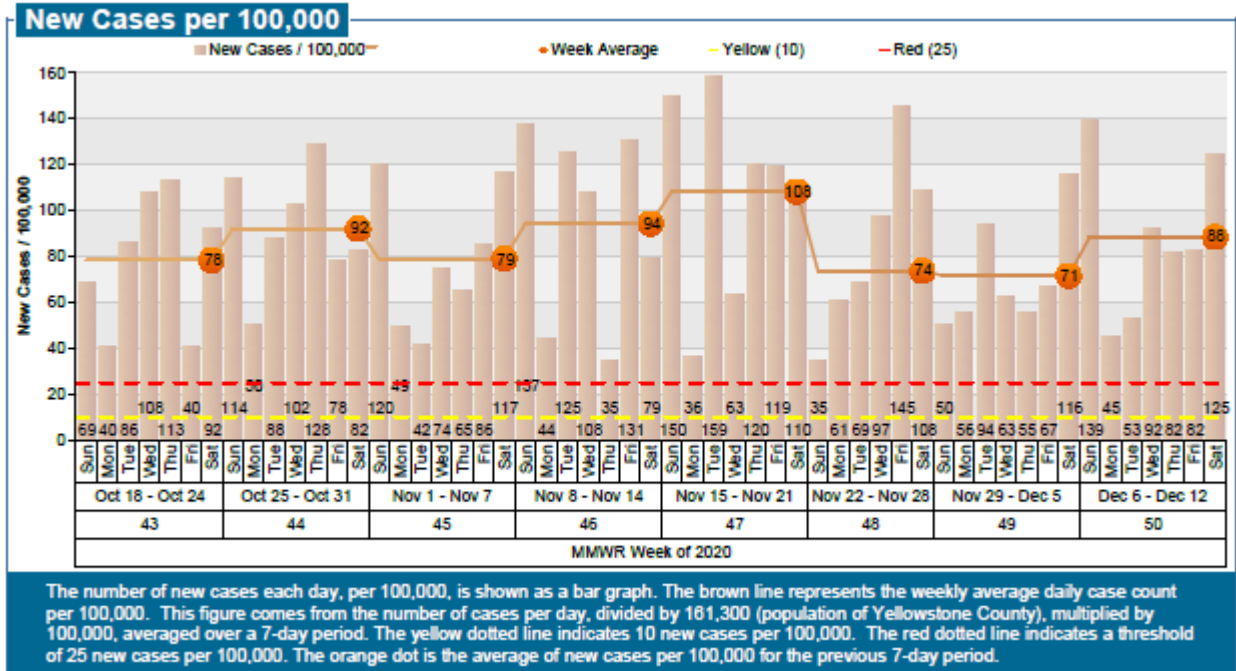




3. Weekly Average Daily Case Count per 100,000: **Red** (Trending: worse)

Green <10; Yellow 10-25; Red >25 **Currently: 88**

Situation: This indicator continues to remain red due to thirteen weeks in a row of being over the threshold of 25 cases per 100,000. This past week (12.06.2020-12.12.2020) there was an increase from the previous week (11.29.2020-12.05.2020).



4. Weekly Yellowstone County test positivity rate: **Red** (Trending: improvement)

Green <5; Yellow 5-10; Red >10 Currently: 11.68%

Situation: This indicator remains red. There was a decrease in the positivity rate over this past week (12.06.2020-12.12.2020) compared to the previous week (11.29.2020-12.05.2020). The positivity rate is above the threshold for red ten weeks in a row.

