



## Yellowstone County Schools Weekly Report 12.08.2020

Week reviewed 11.29.2020-12.05.2020

The Unified Health Command Medical Technical team, with representatives from Billings Clinic, St. Vincent Healthcare and RiverStone Health, makes weekly recommendations to education leaders about in-person instruction based on four major indicators. If three of the four indicators are red, a strong recommendation will be made to consider switching to distance-learning only. Duration of recommendation depends on local factors.

### Current Recommendation: **Yellow**

Modified in-school attendance (as currently in place) is acceptable.

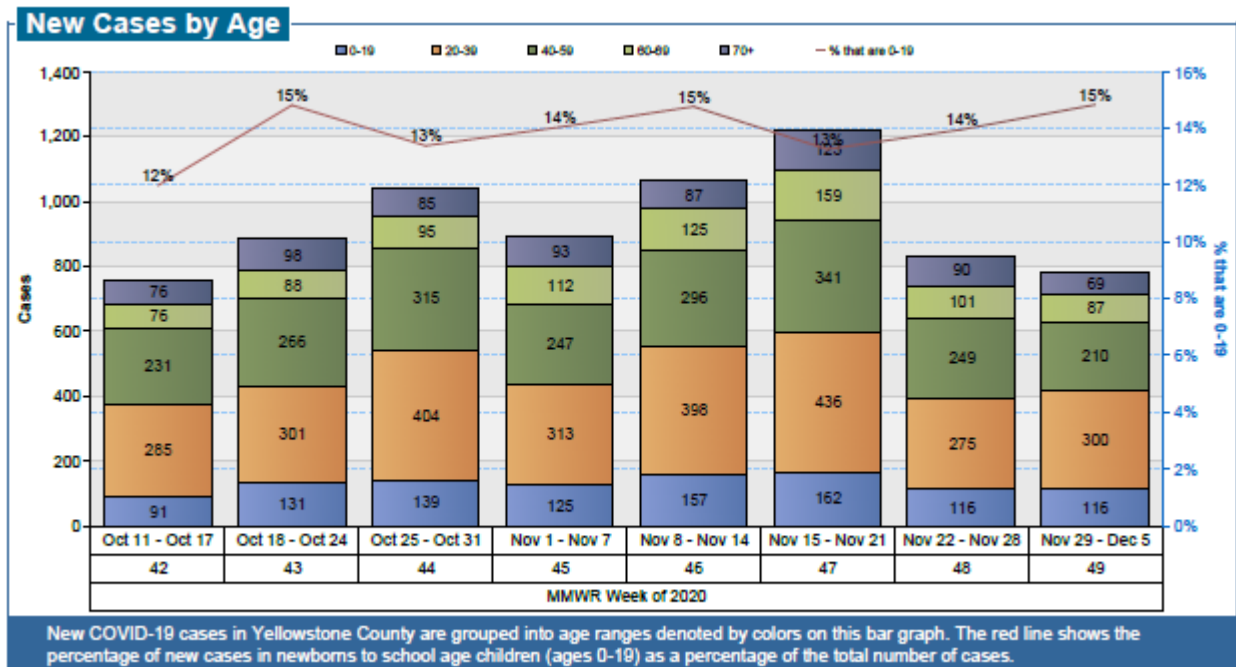
#### Indicators:

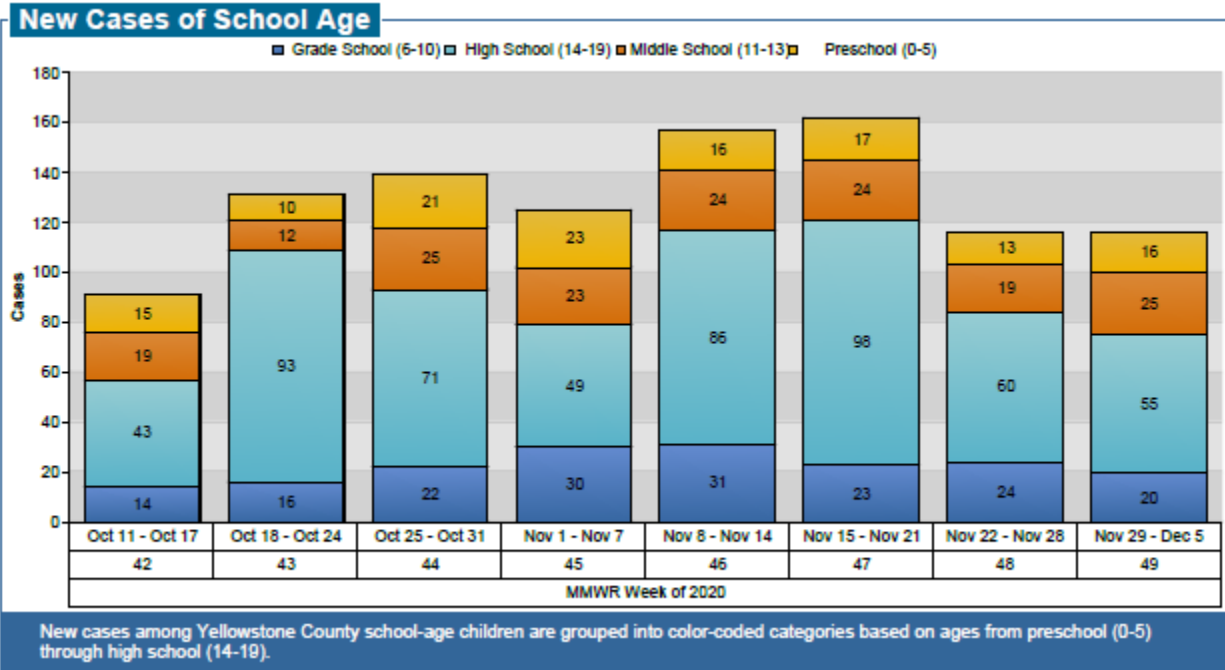
- Capacity of Healthcare and Public Health: **Yellow (Trending: Improvement)**

**Situation:** Both healthcare systems are experiencing high volumes of patients requiring hospitalizations. Hospitalizations include both Yellowstone County residents and individuals from the surrounding region. There is surge capacity for inpatients, ICU patients, and ventilated patients. Public Health continues to expand services and personnel, but capacity for timely case investigation and contact tracing is extremely challenged with current case rates. Last week, RiverStone Health began implementing a new online system for case investigation and contact tracing which should help with improving the timeliness of contacting new cases and monitoring cases.

- Weekly Case Mix and Clusters: Increase in new cases in children under 19 & clusters in schools: **Yellow**

**Situation:** This past week (11.29.2020-12.05.2020) showed a similar number of new cases involving children under age of 19 and a slight increase of the case mix. There continues to be some clusters of school cases.

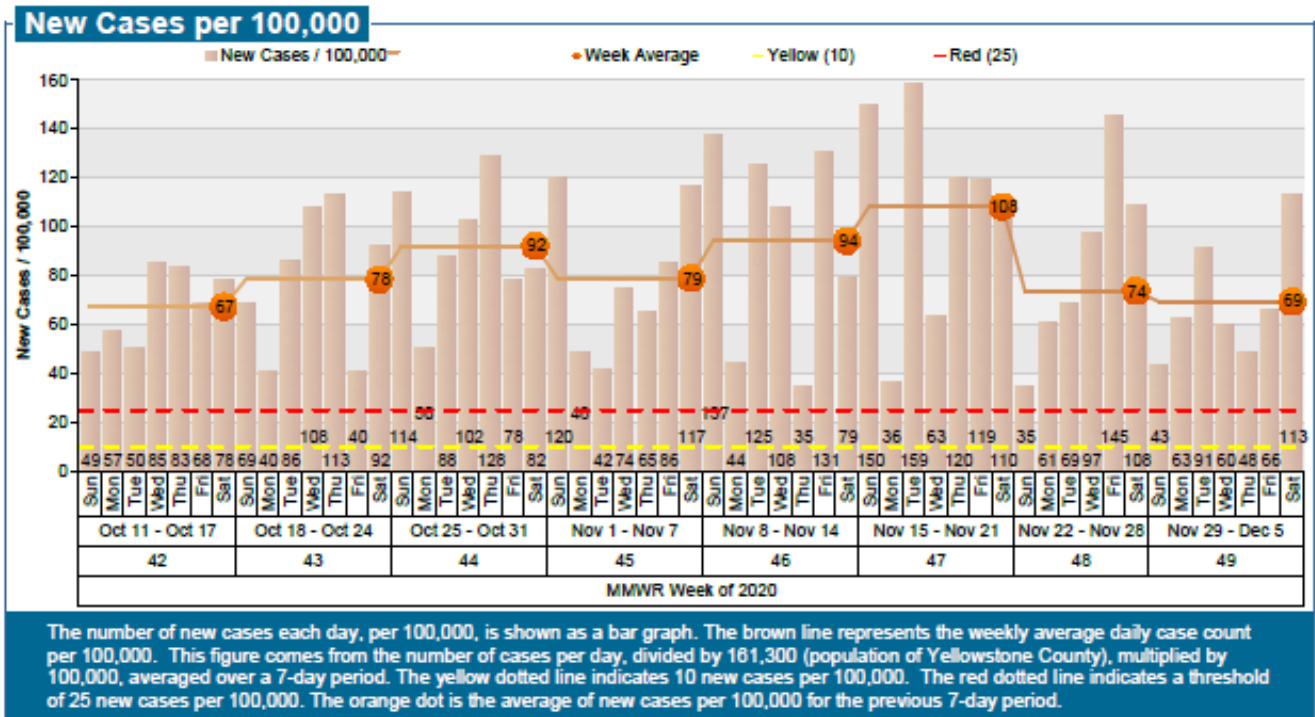




3. Weekly Average Daily Case Count per 100,000: **Red** (Trending: improvement)

**Green <10; Yellow 10-25; Red >25 Currently: 69**

**Situation:** This indicator continues to remain red due to twelve weeks in a row of being over the threshold of 25 cases per 100,000. This past week (11.29.2020-12.05.2020) there was a decrease from the previous week (11.22.2020-11.28.2020). Please note there continues to be a delay in the processing of test results in Yellowstone County which may be impacting this indicator and with the Thanksgiving holiday there was less testing.



4. Weekly Yellowstone County test positivity rate: **unavailable**

**Green <5; Yellow 5-10; Red >10 Currently: unavailable**

**Situation:** The Montana Department of Public Health and Human Services had a delay in getting this information to RiverStone Health this week. Based on local data, we believe the positivity rate declined this week as well as the cases per 100,000. This data will be updated and shared as soon as we receive the information.

