



## Yellowstone County Schools Weekly Report 11.10.2020

Week reviewed 11.01.2020-11.07.2020

The Unified Health Command Medical Technical team, with representatives from Billings Clinic, St. Vincent Healthcare and RiverStone Health, makes weekly recommendations to education leaders about in-person instruction based on four major indicators. If three of the four indicators are red, a strong recommendation will be made to consider switching to distance-learning only. Duration of recommendation depends on local factors.

### Current Recommendation: **Yellow**

Modified in-school attendance (as currently in place) is acceptable.

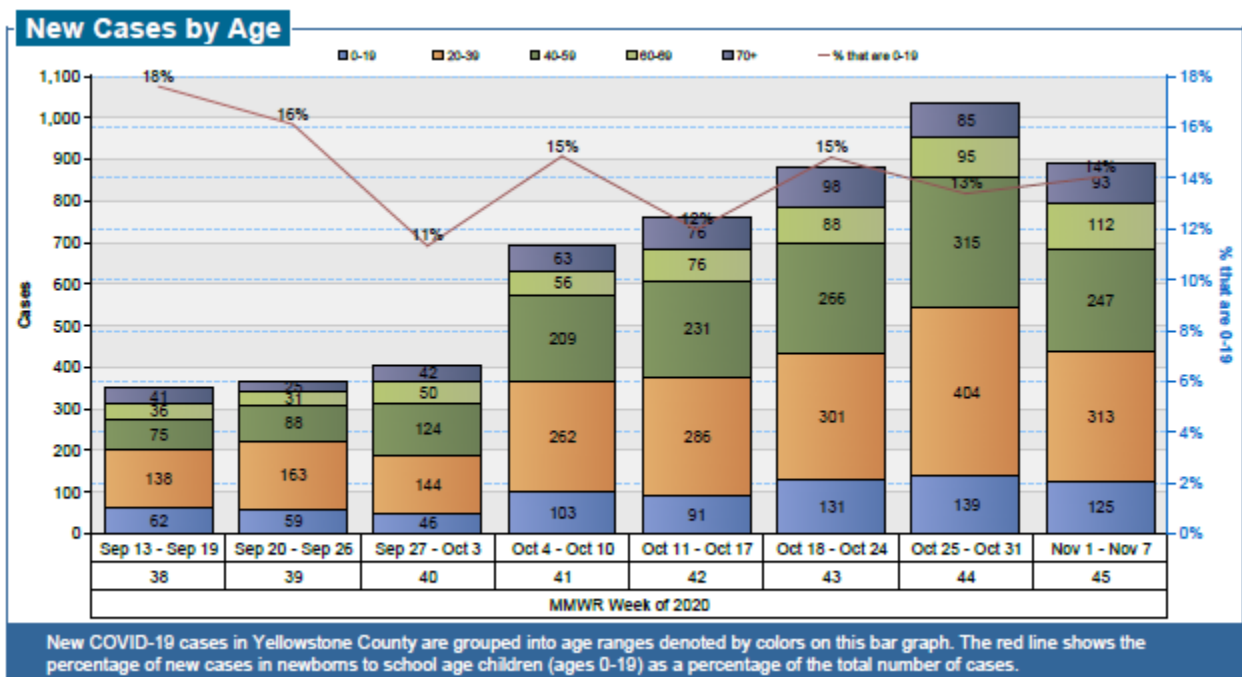
#### Indicators:

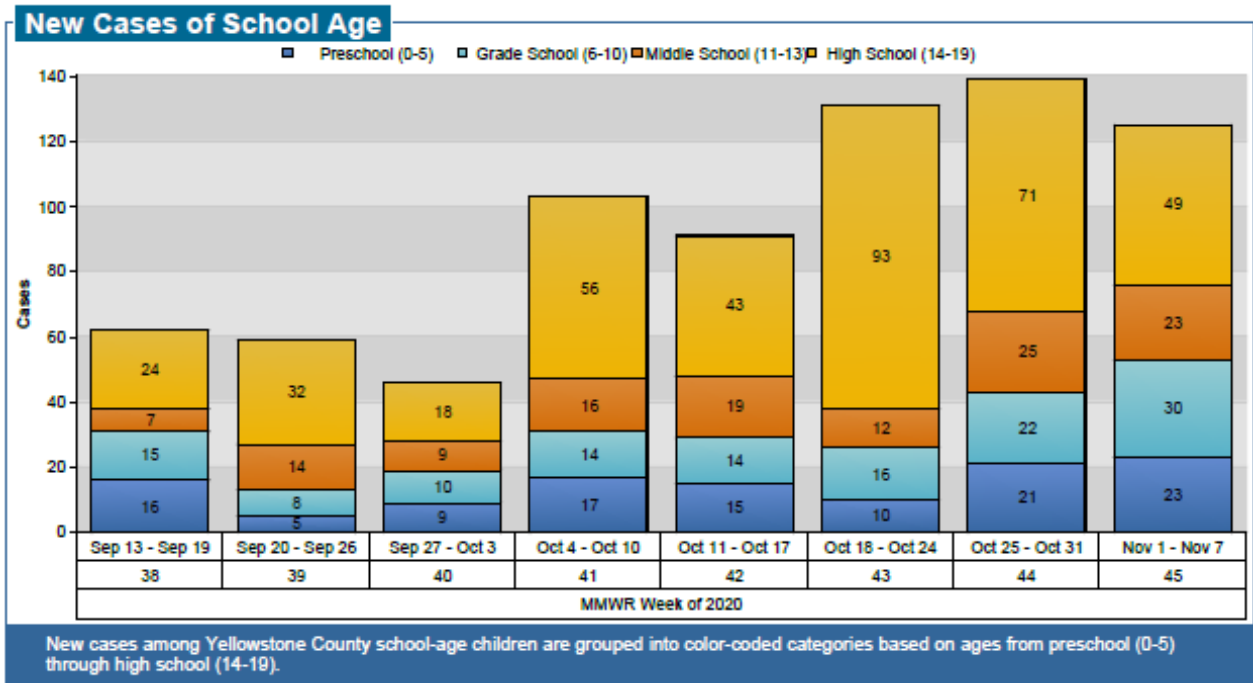
1. Capacity of Healthcare and Public Health: **Yellow (Trending: Worse)**

**Situation:** Both healthcare systems are experiencing high volumes of patients requiring hospitalizations. Hospitalizations include both Yellowstone County residents and individuals from the surrounding region. There is surge capacity for inpatients, ICU patients, and ventilated patients. Public Health continues to expand services and personnel, but capacity for timely case investigation and contact tracing is extremely challenged with current case rates.

2. Weekly Case Mix and Clusters: Increase in new cases in children under 19 & clusters in schools: **Yellow**

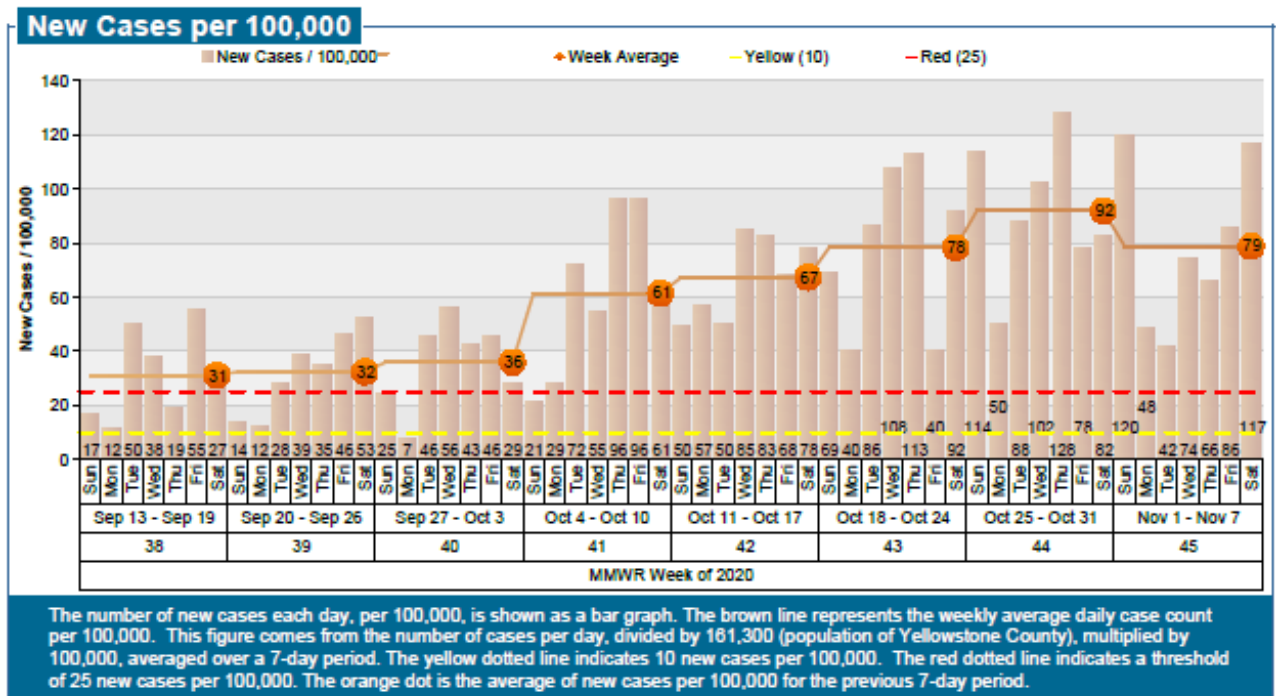
**Situation:** This past week (11.01.2020-11.07.2020) showed a slight decrease with the number of new cases involving children under age of 19 with a slight increase of the case mix. There continues to be some clusters of school cases.





3. Weekly Average Daily Case Count per 100,000: **Red (Trending: improvement)**  
**Green <10; Yellow 10-25; Red >25 Currently: 79**

**Situation:** This indicator continues to remain red due to eight weeks in a row of being over the threshold of 25 cases per 100,000. This past week (11.01.2020-11.07.2020) there was a decrease from the previous week (10.25.2020-10.31.2020). Please note there is a delay in the processing of test results in Yellowstone County which may be impacting this indicator.



4. Weekly Yellowstone County test positivity rate: **Red** (Trending: improvement)

Green <5; Yellow 5-10; Red >10 **Currently: 20.27%**

**Situation:** This indicator remains red. There was a decrease in the positivity rate over this past week (11.01.2020-11.07.2020) compared to the previous week (10.25.2020-10.31.2020). The positivity rate is above the threshold for red five weeks in a row. Please note there is a delay in the processing of test results in Yellowstone County which may be impacting this indicator.

